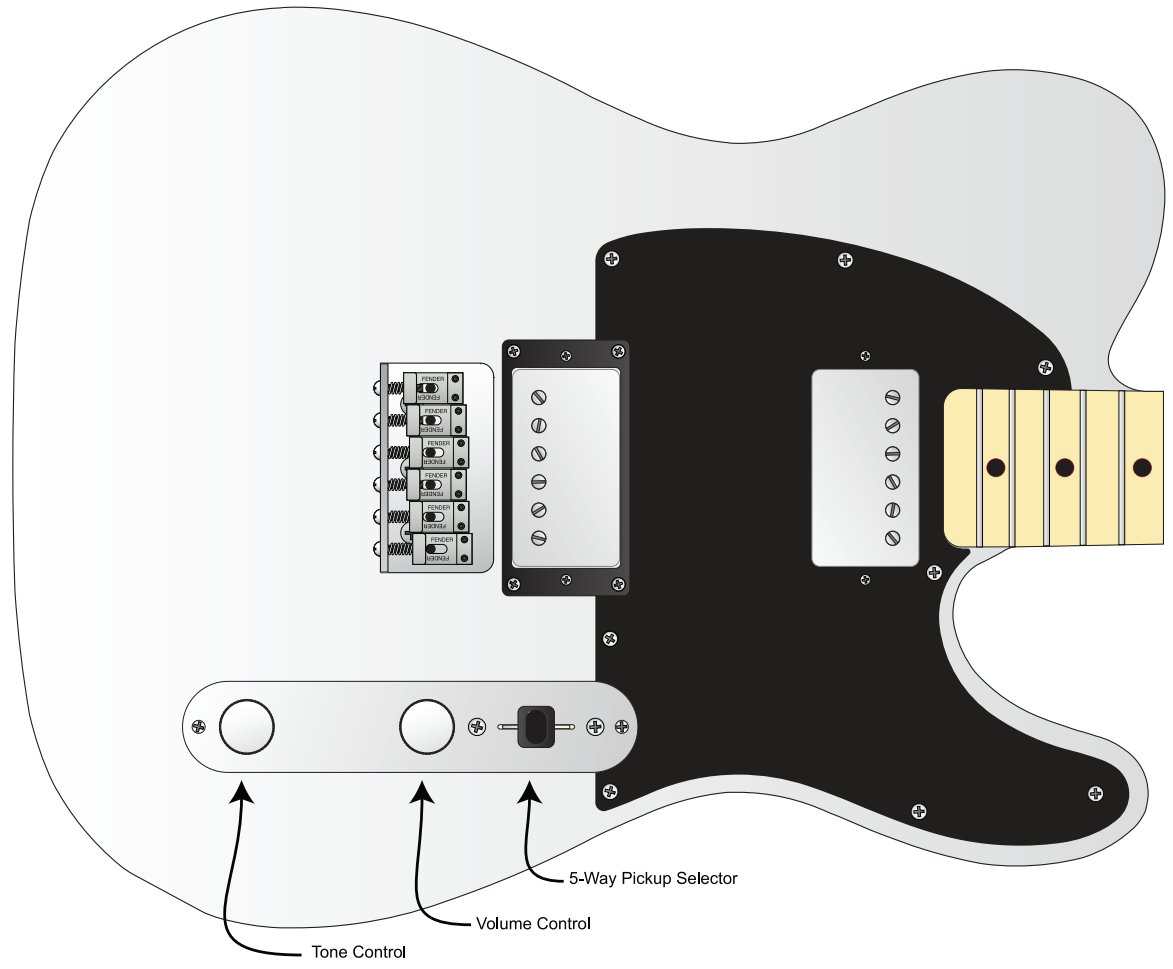
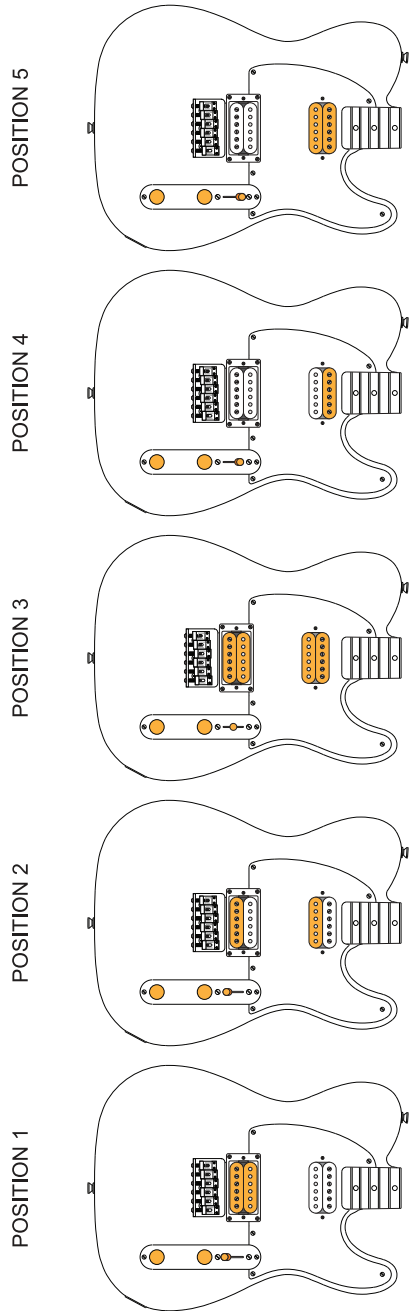


ACTIVE PICKUPS AND CONTROLS INDICATED IN ORANGE




Fender created the Big Apple Stratocaster in the 1990s in order to marry some of the most popular Strat tones with the humbucker tones of a Gibson. They followed this effort with more two-humbucker Strats - like the Double Fat Strat and the Blacktop Strat - making it clear that this pickup configuration has been met with a warm reception by players everywhere.

So of course we thought "Man, wouldn't that be cool in a Tele? But then, you'd need a superswitch that would fit in a Tele." Well, it happens that we have just such a switch.

The scheme is straightforward: Positions 1/3/5 give you the straight-ahead humbucker tones you'd find in a Gibson, while the 2/4 are the "Fender" positions. Our experience is that a normal Strat's 2-position (bridge/middle in parallel) and 5-position (neck only) are the two "must have" pickup options in the view of most players - these are the overwhelming favorites. The Big Apple wiring for HH Teles mimics these two settings in the 2 and 4 positions.

Our HH2 wiring scheme essentially employs the original Big Apple wiring, but with the notable exception that the second position uses one screw coil and one slug coil from the pickups in order to achieve hum-canceling. Like the original, we use a 500k volume pot since this is the value that most humbuckers are voiced with, but we've also added functionality that drops the volume pot's value to 250k in the 2/4 positions, so the "Fender" positions will sound more convincing.

5-way switching, auto-adjusting volume control, master tone control. Double fatness for your Tele.



ToneShaper Build A Better Guitar
 Tone Shapers, Inc.
 772-563-3103
 www.toneshapers.com

DRAWN George Ellison	DATE 5/14/14	TITLE Telecaster® Big Apple (Fralin Color Code)
ASSY PN TE-HH1	ADOC 341	PAGE 1 of 1

© Tone Shapers, Inc. - All Rights Reserved

Jack Detail

